

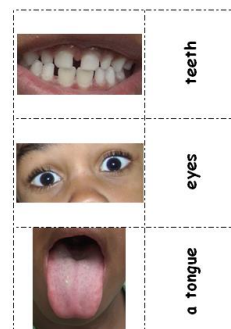
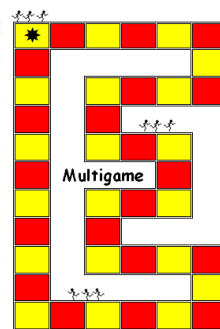




Racing to English

Stage 1: Beginners

CONTENTS



















































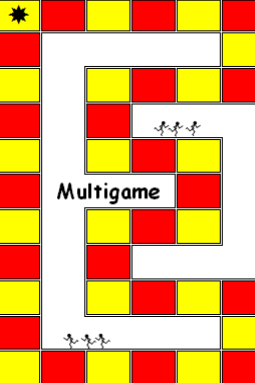
<p>Step 1: Naming (singular) What's this? It's a ...</p>	<p>Step 2: Naming (plural) What are these? They are</p>	<p>Step 3: Face & body Have you got 3 eyes?</p>
<p>Step 4: Have/Has got Has she got a red coat?</p>	<p>Step 5: Likes, dislikes, & food. Do you like rice?</p>	<p>Step 6: Actions She's driving</p>
<p>Step 7: House/rooms, family (2), in/on/under</p>	<p>step 8: Vehicles, street, park & clothes</p>	<p>Math(s) 1: Counting, plus/minus & money</p>
<p>Math(s) 2: Time & lang. of computation</p>	<p>Photo Phonics Intro to letter sounds</p>	



Racing to English: Stage 1

Step 1	<h2>Naming (singular)</h2> <p>What's this? It's a...</p>	Step 1
-------------------	--	-------------------





























































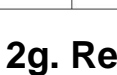

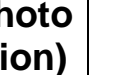
































































































Language learning focus	
Language function	Naming oneself, common objects and basic colours
Sentence structures	<ul style="list-style-type: none"> What's your name? What's this? It's a Is this a ...?
Vocabulary	<ul style="list-style-type: none"> pen, ruler, pencil, felt tip, etc girl, boy, man, woman, baby dog, cat, bird, fish, horse, snake red, yellow, blue, green, black, white

<p style="text-align: right; font-size: small;">Racing to English</p> <p style="text-align: center; background-color: yellow;">What's your name/school/class? 1</p> <p style="font-size: x-small;">One of the first things beginners need to learn is to respond to questions about themselves. This activity focuses on 'What's your name?' (which is important for all learners) and 'What school do you go to?' and 'What class are you in?' (which may be important for some learners but not others.)</p> <p style="font-size: x-small;">ACTIVITY 1 – CHAIN DRILL 11</p> <ol style="list-style-type: none"> 1. Divide the group into a circle or around a table. 2. Ask / I'm XXXX, what's your name? 3. Ask the replies. / I'm XXXX, then turns to the learner on his/her left and asks 'What's your name?' 4. The second learner responds and asks the third and so on. All the questions gets back to you. <p style="font-size: x-small;">This is a useful activity for two or three minutes at the beginning of every lesson. When the group can respond with ease to the question 'What's your name?' – ask the second question 'What school do you go to?' then 'What class are you in?'.</p> <p style="font-size: x-small;">It is very helpful (and fun) to make this a multi-lingual activity so as well as expecting the group to learn these questions in English, the group also learns to ask the questions in the languages represented by the group.</p> <p style="font-size: x-small;">ACTIVITY 2 – MINI DRAMA – PARTY</p> <p style="font-size: x-small;">If you are working with an amenable group, simulate the beginning of a party. Learners move freely around the room, shaking hands and saying, 'hello, I'm XXXX, What's your name?' etc.</p> <p style="font-size: x-small;">This is a useful activity for two or three minutes, but can be done many times, adding a new question at appropriate junctures.</p> <p style="font-size: x-small;">NOTE: For some people it is not appropriate to include the handshaking if this means shaking the hands of members of the opposite sex, in this case notice appropriate for your learners.</p> <p style="font-size: x-small;">ACTIVITY 3 – MINI DRAMA – POLICE OFFICER</p> <p style="font-size: x-small;">One learner takes the role of a police officer and asks the others for their names/class. Using a plastic police helmet if you have one sets the scene.</p> <p style="font-size: x-small;">ACTIVITY 4 – FORM FILLING</p> <p style="font-size: x-small;">Learners need to be able to fill in forms with their personal details. Completing</p> <p style="text-align: center; font-size: large;">1a. First steps</p>	<p style="text-align: right; font-size: small;">Racing to English</p> <p style="text-align: center; background-color: yellow;">Classroom objects</p> <p style="font-size: x-small;">Racing to English Activity 10 Pictures Dictionary</p> <div style="display: flex; flex-wrap: wrap;"> <div style="width: 33%; text-align: center;">  a book </div> <div style="width: 33%; text-align: center;">  a glue stick </div> <div style="width: 33%; text-align: center;">  a pair of scissors </div> <div style="width: 33%; text-align: center;">  a calculator </div> <div style="width: 33%; text-align: center;">  a piece of paper </div> <div style="width: 33%; text-align: center;">  a ruler </div> <div style="width: 33%; text-align: center;">  an exercise book </div> <div style="width: 33%; text-align: center;">  a pen </div> <div style="width: 33%; text-align: center;">  a rubber </div> <div style="width: 33%; text-align: center;">  a felt-tip pen </div> <div style="width: 33%; text-align: center;">  a pencil </div> <div style="width: 33%; text-align: center;">  a stapler </div> </div> <p style="text-align: center; font-size: large;">1b. Classroom</p>	<div style="display: flex; flex-direction: column; align-items: center;">  <p style="writing-mode: vertical-rl; transform: rotate(180deg);">a baby</p>  <p style="writing-mode: vertical-rl; transform: rotate(180deg);">a girl</p>  <p style="writing-mode: vertical-rl; transform: rotate(180deg);">a woman</p> </div> <p style="text-align: center; font-size: large;">1c. People</p>	<p style="text-align: right; font-size: small;">Racing to English</p> <p style="text-align: center; background-color: yellow;">Six animals</p> <p style="font-size: x-small;">Racing to English Activity 12 Pictures Dictionary</p> <div style="display: grid; grid-template-columns: 1fr 1fr; gap: 5px;"> <div style="text-align: center;"> a bird</div> <div style="text-align: center;"> a fish</div> <div style="text-align: center;"> a cat</div> <div style="text-align: center;"> a horse</div> <div style="text-align: center;"> a dog</div> <div style="text-align: center;"> a snake</div> </div> <p style="text-align: center; font-size: large;">1d. Six animals</p>
<p style="text-align: right; font-size: small;">Racing to English</p> <div style="display: flex; flex-direction: column; align-items: center;"> <div style="text-align: center;"> red</div> <div style="text-align: center;"> black</div> <div style="text-align: center;"> blue</div> </div> <p style="text-align: center; font-size: large;">1e. Colour pairs</p>	<p style="text-align: center; font-size: large;">Start</p> <div style="display: flex; justify-content: space-around;">    </div> <p style="text-align: center; font-size: large;">Step 1 photo track</p> <div style="display: flex; justify-content: space-around;">      </div> <p style="font-size: x-small;">Instructions:</p> <ol style="list-style-type: none"> 1. Throw the dice. 2. Move your counter. 3. Say the name of the object you have landed on. <div style="display: flex; justify-content: space-around;">     </div> <p style="text-align: center; font-size: large;">Finish</p> <p style="text-align: center; font-size: large;">1f. Step 1 photo track</p>	<p style="text-align: right; font-size: small;">Racing to English</p> <p style="text-align: center; background-color: yellow;">Revise and assess: step 1 A</p> <p style="font-size: x-small;">How many things can you name in half a minute?</p> <div style="display: grid; grid-template-columns: 1fr 1fr; gap: 5px;"> <div style="text-align: center;">1 </div> <div style="text-align: center;">2 </div> <div style="text-align: center;">3 </div> <div style="text-align: center;">4 </div> <div style="text-align: center;">5 </div> <div style="text-align: center;">6 </div> <div style="text-align: center;">7 </div> <div style="text-align: center;">8 </div> <div style="text-align: center;">9 </div> <div style="text-align: center;">10 </div> <div style="text-align: center;">11 </div> <div style="text-align: center;">12 </div> <div style="text-align: center;">13 </div> <div style="text-align: center;">14 </div> </div> <p style="font-size: x-small;">Monitor: Name the objects, when you get home and 'start again' at the beginning. How many things can you name in 30 seconds?</p> <p style="text-align: center; font-size: large;">1g. Revise & assess step 1</p>	<p style="text-align: center; font-size: large;">Multigame</p>  <p style="text-align: center; font-size: large;">1x. Multigame</p>

Racing to English: Stage 1

Step 2	Naming (plural) What are these? They are ...	Step 2
-------------------	--	-------------------













































































































































































































Language learning Focus	
Language functions	Sentence structures
Giving personal details	What's your first name/surname?
Naming objects using the plural form	What are these? They are ...
Asking for things	Please can I have a ...?

<div style="text-align: right; font-size: small; margin-bottom: 5px;">Racing to English</div> <table border="1" style="width: 100%; border-collapse: collapse;"> <tr><td style="font-size: x-small;">FIRST NAME</td></tr> <tr><td style="font-size: x-small;">SURNAME</td></tr> <tr><td style="font-size: x-small;">SCHOOL</td></tr> <tr><td style="font-size: x-small;">CLASS</td></tr> <tr><td style="font-size: x-small;">FIRST NAME</td></tr> <tr><td style="font-size: x-small;">SURNAME</td></tr> <tr><td style="font-size: x-small;">SCHOOL</td></tr> <tr><td style="font-size: x-small;">CLASS</td></tr> <tr><td style="font-size: x-small;">FIRST NAME</td></tr> <tr><td style="font-size: x-small;">SURNAME</td></tr> <tr><td style="font-size: x-small;">SCHOOL</td></tr> <tr><td style="font-size: x-small;">CLASS</td></tr> </table> <p style="text-align: center; font-weight: bold; margin-top: 10px;">2a. Surname</p>	FIRST NAME	SURNAME	SCHOOL	CLASS	FIRST NAME	SURNAME	SCHOOL	CLASS	FIRST NAME	SURNAME	SCHOOL	CLASS	<table border="1" style="width: 100%; border-collapse: collapse;"> <tr> <td style="text-align: center;"></td> <td style="text-align: center; vertical-align: middle;">balls</td> </tr> <tr> <td style="text-align: center;"></td> <td style="text-align: center; vertical-align: middle;">socks</td> </tr> <tr> <td style="text-align: center;"></td> <td style="text-align: center; vertical-align: middle;">shoes</td> </tr> </table> <p style="text-align: center; font-weight: bold; margin-top: 10px;">2b. Plurals</p>		balls		socks		shoes	<table border="1" style="width: 100%; border-collapse: collapse;"> <tr> <td style="text-align: center;"></td> <td style="text-align: center; vertical-align: middle;">women</td> </tr> <tr> <td style="text-align: center;"></td> <td style="text-align: center; vertical-align: middle;">men</td> </tr> <tr> <td style="text-align: center;"></td> <td style="text-align: center; vertical-align: middle;">girls</td> </tr> </table> <p style="text-align: center; font-weight: bold; margin-top: 10px;">2c. People plural</p>		women		men		girls	<div style="text-align: right; font-size: x-small; margin-bottom: 5px;">Racing to English Activity 25 Fruits and vegetables 1 Picture Dictionary</div> <table border="1" style="width: 100%; border-collapse: collapse;"> <tr> <td style="text-align: center;"></td> <td style="text-align: center; vertical-align: middle;">apples</td> </tr> <tr> <td style="text-align: center;"></td> <td style="text-align: center; vertical-align: middle;">carrots</td> </tr> <tr> <td style="text-align: center;"></td> <td style="text-align: center; vertical-align: middle;">bananas</td> </tr> <tr> <td style="text-align: center;"></td> <td style="text-align: center; vertical-align: middle;">potatoes</td> </tr> <tr> <td style="text-align: center;"></td> <td style="text-align: center; vertical-align: middle;">oranges</td> </tr> <tr> <td style="text-align: center;"></td> <td style="text-align: center; vertical-align: middle;">tomatoes</td> </tr> </table> <p style="text-align: center; font-weight: bold; margin-top: 10px;">2d. Fruit/veg 1</p>		apples		carrots		bananas		potatoes		oranges		tomatoes																	
FIRST NAME																																																								
SURNAME																																																								
SCHOOL																																																								
CLASS																																																								
FIRST NAME																																																								
SURNAME																																																								
SCHOOL																																																								
CLASS																																																								
FIRST NAME																																																								
SURNAME																																																								
SCHOOL																																																								
CLASS																																																								
	balls																																																							
	socks																																																							
	shoes																																																							
	women																																																							
	men																																																							
	girls																																																							
	apples																																																							
	carrots																																																							
	bananas																																																							
	potatoes																																																							
	oranges																																																							
	tomatoes																																																							
<div style="text-align: right; font-size: x-small; margin-bottom: 5px;">Racing to English</div> <div style="text-align: center; font-size: x-small; margin-bottom: 5px;">Dialogue cards: Can I have...?</div> <table border="1" style="width: 100%; border-collapse: collapse;"> <tr> <td style="text-align: center;"></td> <td style="text-align: center; vertical-align: middle;">a pen</td> </tr> <tr> <td style="text-align: center;"></td> <td style="text-align: center; vertical-align: middle;">a pencil</td> </tr> <tr> <td style="text-align: center;"></td> <td style="text-align: center; vertical-align: middle;">a felt-tip pen</td> </tr> <tr> <td style="text-align: center;"></td> <td style="text-align: center; vertical-align: middle;">a ruler</td> </tr> <tr> <td style="text-align: center;"></td> <td style="text-align: center; vertical-align: middle;">a rubber</td> </tr> <tr> <td style="text-align: center;"></td> <td style="text-align: center; vertical-align: middle;">a piece of paper</td> </tr> </table> <p style="text-align: center; font-weight: bold; margin-top: 10px;">2e. Can I have</p>		a pen		a pencil		a felt-tip pen		a ruler		a rubber		a piece of paper	<div style="text-align: right; font-size: x-small; margin-bottom: 5px;">Racing to English</div> <div style="text-align: center; font-size: x-small; margin-bottom: 5px;">Start</div> <table border="1" style="width: 100%; border-collapse: collapse;"> <tr> <td style="text-align: center;"></td> <td style="text-align: center;"></td> <td style="text-align: center;"></td> </tr> <tr> <td style="text-align: center;"></td> <td style="text-align: center;"></td> <td style="text-align: center;"></td> </tr> <tr> <td colspan="3" style="text-align: center; font-weight: bold;">Step 2 photo track</td> </tr> <tr> <td style="text-align: center;"></td> <td style="text-align: center;"></td> <td style="text-align: center;"></td> </tr> <tr> <td style="text-align: center;"></td> <td style="text-align: center;"></td> <td style="text-align: center;"></td> </tr> <tr> <td style="text-align: center;"></td> <td style="text-align: center;"></td> <td style="text-align: center;"></td> </tr> <tr> <td style="text-align: center;"></td> <td style="text-align: center;"></td> <td style="text-align: center;"></td> </tr> <tr> <td colspan="3" style="text-align: center; font-weight: bold;">Finish</td> </tr> </table> <p style="text-align: center; font-weight: bold; margin-top: 10px;">2f. Step 2 photo track (revision)</p>							Step 2 photo track															Finish			<div style="text-align: right; font-size: x-small; margin-bottom: 5px;">Racing to English</div> <div style="text-align: center; font-size: x-small; margin-bottom: 5px;">Revise and assess: step 2 A</div> <div style="text-align: center; font-size: x-small; margin-bottom: 5px;">Activity 2g</div> <div style="text-align: center; font-size: x-small; margin-bottom: 5px;">How many things can you name in half a minute?</div> <table border="1" style="width: 100%; border-collapse: collapse;"> <tr> <td style="text-align: center;"></td> <td style="text-align: center;"></td> <td style="text-align: center;"></td> </tr> <tr> <td style="text-align: center;"></td> <td style="text-align: center;"></td> <td style="text-align: center;"></td> </tr> <tr> <td style="text-align: center;"></td> <td style="text-align: center;"></td> <td style="text-align: center;"></td> </tr> <tr> <td style="text-align: center;"></td> <td style="text-align: center;"></td> <td style="text-align: center;"></td> </tr> <tr> <td style="text-align: center;"></td> <td style="text-align: center;"></td> <td style="text-align: center;"></td> </tr> <tr> <td style="text-align: center;"></td> <td style="text-align: center;"></td> <td style="text-align: center;"></td> </tr> </table> <p style="text-align: center; font-weight: bold; margin-top: 10px;">2g. Revise & assess step 2</p>																		
	a pen																																																							
	a pencil																																																							
	a felt-tip pen																																																							
	a ruler																																																							
	a rubber																																																							
	a piece of paper																																																							
																																																								
																																																								
Step 2 photo track																																																								
																																																								
																																																								
																																																								
																																																								
Finish																																																								
																																																								
																																																								
																																																								
																																																								
																																																								
																																																								

Racing to English: Stage 1

Step 3	Face & body Have you got ...?	Step 3
-------------------	---	-------------------





































































































































































































Language learning focus	
Language function	Giving personal details Naming parts of the body and face Counting Claiming possession
Sentence structures	<ul style="list-style-type: none"> • What's your address? • What's this? What are these? • How many ... can you see? • Have you got three eyes? He hasn't got a beard.
Vocabulary: body	a body, an arm, an elbow, a hand, fingers, a thumb, a leg, a knee, a foot, two feet, toes, a back
Vocabulary: face	eyes, ears, mouth, nose, face, hair, glasses, hat, beard, etc.

<div style="text-align: right; font-size: small; margin-bottom: 5px;">Racing to English</div> <table border="1" style="width: 100%; border-collapse: collapse;"> <tr><td style="width: 50%;">FIRST NAME</td><td style="width: 50%;">SURNAME</td></tr> <tr><td colspan="2">ADDRESS</td></tr> <tr><td>SCHOOL</td><td>CLASS</td></tr> <tr><td>FIRST NAME</td><td>SURNAME</td></tr> <tr><td colspan="2">ADDRESS</td></tr> <tr><td>SCHOOL</td><td>CLASS</td></tr> <tr><td>FIRST NAME</td><td>SURNAME</td></tr> <tr><td colspan="2">ADDRESS</td></tr> <tr><td>SCHOOL</td><td>CLASS</td></tr> </table> <p style="text-align: center; font-weight: bold; margin-top: 10px;">3a. Address</p>	FIRST NAME	SURNAME	ADDRESS		SCHOOL	CLASS	FIRST NAME	SURNAME	ADDRESS		SCHOOL	CLASS	FIRST NAME	SURNAME	ADDRESS		SCHOOL	CLASS	<table border="1" style="width: 100%; border-collapse: collapse;"> <tr> <td style="text-align: center;"></td> <td style="text-align: center; vertical-align: middle;">an arm</td> </tr> <tr> <td style="text-align: center;"></td> <td style="text-align: center; vertical-align: middle;">a leg</td> </tr> <tr> <td style="text-align: center;"></td> <td style="text-align: center; vertical-align: middle;">a foot</td> </tr> </table> <p style="text-align: center; font-weight: bold; margin-top: 10px;">3b. Body photoset</p>		an arm		a leg		a foot	<table border="1" style="width: 100%; border-collapse: collapse;"> <tr> <td style="text-align: center;"></td> <td style="text-align: center; vertical-align: middle;">an arm</td> </tr> <tr> <td style="text-align: center;"></td> <td style="text-align: center; vertical-align: middle;">toes</td> </tr> <tr> <td style="text-align: center;"></td> <td style="text-align: center; vertical-align: middle;">an elbow</td> </tr> <tr> <td style="text-align: center;"></td> <td style="text-align: center; vertical-align: middle;">feet</td> </tr> </table> <p style="text-align: center; font-weight: bold; margin-top: 10px;">3c. Body dominoes</p>		an arm		toes		an elbow		feet	<table border="1" style="width: 100%; border-collapse: collapse;"> <tr> <td style="text-align: center;"></td> <td style="text-align: center; vertical-align: middle;">a face</td> </tr> <tr> <td style="text-align: center;"></td> <td style="text-align: center; vertical-align: middle;">a nose</td> </tr> <tr> <td style="text-align: center;"></td> <td style="text-align: center; vertical-align: middle;">a mouth</td> </tr> </table> <p style="text-align: center; font-weight: bold; margin-top: 10px;">3d. Face pairs</p>		a face		a nose		a mouth																							
FIRST NAME	SURNAME																																																															
ADDRESS																																																																
SCHOOL	CLASS																																																															
FIRST NAME	SURNAME																																																															
ADDRESS																																																																
SCHOOL	CLASS																																																															
FIRST NAME	SURNAME																																																															
ADDRESS																																																																
SCHOOL	CLASS																																																															
	an arm																																																															
	a leg																																																															
	a foot																																																															
	an arm																																																															
	toes																																																															
	an elbow																																																															
	feet																																																															
	a face																																																															
	a nose																																																															
	a mouth																																																															
<table border="1" style="width: 100%; border-collapse: collapse;"> <tr> <td style="text-align: center;"></td> <td style="text-align: center; vertical-align: middle;">teeth</td> </tr> <tr> <td style="text-align: center;"></td> <td style="text-align: center; vertical-align: middle;">eyes</td> </tr> <tr> <td style="text-align: center;"></td> <td style="text-align: center; vertical-align: middle;">a tongue</td> </tr> </table> <p style="text-align: center; font-weight: bold; margin-top: 10px;">3e. Face photoset</p>		teeth		eyes		a tongue	<div style="text-align: right; font-size: small; margin-bottom: 5px;">Racing to English Activity 3f</div> <p style="text-align: center; font-size: small; margin-bottom: 5px;">Faces 4 in a line – Base board</p> <table border="1" style="width: 100%; border-collapse: collapse;"> <tr><td></td><td></td><td></td><td></td></tr> <tr><td></td><td></td><td></td><td></td></tr> <tr><td></td><td></td><td></td><td></td></tr> <tr><td></td><td></td><td></td><td></td></tr> </table> <p style="text-align: center; font-weight: bold; margin-top: 10px;">3f. Faces 4 in a line</p>																	<div style="text-align: right; font-size: small; margin-bottom: 5px;">Racing to English Activity 3g</div> <p style="text-align: center; font-size: small; margin-bottom: 5px;">Step 3 Photo track face and body</p> <table border="1" style="width: 100%; border-collapse: collapse;"> <tr> <td style="text-align: center;"></td> <td style="text-align: center;"></td> <td style="text-align: center;"></td> </tr> <tr> <td style="text-align: center;"></td> <td style="text-align: center;"></td> <td style="text-align: center;"></td> </tr> <tr> <td style="text-align: center;"></td> <td style="text-align: center;"></td> <td style="text-align: center;"></td> </tr> <tr> <td style="text-align: center;"></td> <td style="text-align: center;"></td> <td style="text-align: center;"></td> </tr> <tr> <td style="text-align: center;"></td> <td style="text-align: center;"></td> <td style="text-align: center;"></td> </tr> <tr> <td style="text-align: center;"></td> <td style="text-align: center;"></td> <td style="text-align: center;"></td> </tr> <tr> <td style="text-align: center;"></td> <td style="text-align: center;"></td> <td style="text-align: center;"></td> </tr> <tr> <td style="text-align: center;"></td> <td style="text-align: center;"></td> <td style="text-align: center;"></td> </tr> </table> <p style="text-align: center; font-weight: bold; margin-top: 10px;">3g. Face & body photo track</p>																									<div style="text-align: right; font-size: small; margin-bottom: 5px;">Racing to English Activity 3h</div> <p style="text-align: center; font-size: small; margin-bottom: 5px;">Revise and assess: step 3 A</p> <p style="text-align: center; font-size: x-small; margin-bottom: 5px;">How many things can you name in half a minute?</p> <table border="1" style="width: 100%; border-collapse: collapse;"> <tr> <td style="text-align: center;"></td> <td style="text-align: center;"></td> <td style="text-align: center;"></td> </tr> <tr> <td style="text-align: center;"></td> <td style="text-align: center;"></td> <td style="text-align: center;"></td> </tr> <tr> <td style="text-align: center;"></td> <td style="text-align: center;"></td> <td style="text-align: center;"></td> </tr> <tr> <td style="text-align: center;"></td> <td style="text-align: center;"></td> <td style="text-align: center;"></td> </tr> <tr> <td style="text-align: center;"></td> <td style="text-align: center;"></td> <td style="text-align: center;"></td> </tr> </table> <p style="text-align: center; font-weight: bold; margin-top: 10px;">3h. Revise and assess</p>															
	teeth																																																															
	eyes																																																															
	a tongue																																																															
																																																																
																																																																
																																																																
																																																																
																																																																
																																																																
																																																																
																																																																
																																																																
																																																																
																																																																
																																																																
																																																																
																																																																
																																																																
																																																																
																																																																

Racing to English: Stage 1

Step 4	Have/has got Has she got a red coat?	Step 4
-------------------	--	-------------------


Language learning focus		
Language functions	Sentence structures	Vocabulary
Describing age	<ul style="list-style-type: none"> How old are you? 	<ul style="list-style-type: none"> Age
Naming/introducing family members	<ul style="list-style-type: none"> Emily is Arthur's mother. 	<ul style="list-style-type: none"> Mother, father, brother, sister, etc.
Naming clothes	<ul style="list-style-type: none"> What's this? It's a shirt. 	<ul style="list-style-type: none"> Coat, jumper, a pair of jeans, a pair of shoes, etc.
Describing colour/ talking about possessions	<ul style="list-style-type: none"> Has she got a red coat? 	<ul style="list-style-type: none"> Red, yellow, blue, green, black, white

<div style="border: 1px solid black; padding: 5px;"> <p style="text-align: right; font-size: small;">Racing to English</p> <table border="1" style="width: 100%; border-collapse: collapse;"> <tr> <td style="width: 50%;">First name</td> <td style="width: 50%;">Surname</td> </tr> <tr> <td>Age</td> <td>Address</td> </tr> <tr> <td>First name</td> <td>Surname</td> </tr> <tr> <td>Age</td> <td>Address</td> </tr> <tr> <td>First name</td> <td>Surname</td> </tr> <tr> <td>Age</td> <td>Address</td> </tr> <tr> <td>First name</td> <td>Surname</td> </tr> <tr> <td>Age</td> <td>Address</td> </tr> </table> <p style="text-align: center; font-weight: bold; font-size: 1.2em;">4a. Age</p> </div>	First name	Surname	Age	Address	First name	Surname	Age	Address	First name	Surname	Age	Address	First name	Surname	Age	Address	<div style="border: 1px solid black; padding: 5px;"> <p style="text-align: center; font-weight: bold; font-size: 0.8em;">Family 1</p> <p style="text-align: center; font-size: 0.8em;">The Smith family - 1920</p>  <p style="text-align: center; font-weight: bold; font-size: 1.2em;">4b. Family 1</p> </div>	<div style="border: 1px solid black; padding: 5px;"> <p style="text-align: center; font-size: 0.8em;">Clothes (basic)</p> <table border="1" style="width: 100%; border-collapse: collapse; font-size: 0.8em;"> <tr> <td> a bag</td> <td> a jumper</td> <td> a pair of jeans</td> </tr> <tr> <td> a coat</td> <td> a skirt</td> <td> a pair of trousers</td> </tr> <tr> <td> a dress</td> <td> a shirt</td> <td> a pair of shoes</td> </tr> <tr> <td> a hat</td> <td> a T-shirt</td> <td> a pair of socks</td> </tr> </table> <p style="text-align: center; font-weight: bold; font-size: 1.2em;">4c. Clothes (1)</p> </div>	 a bag	 a jumper	 a pair of jeans	 a coat	 a skirt	 a pair of trousers	 a dress	 a shirt	 a pair of shoes	 a hat	 a T-shirt	 a pair of socks	<div style="border: 1px solid black; padding: 5px;"> <p style="text-align: center; font-size: 0.8em;">Guess which boy</p> <table border="1" style="width: 100%; border-collapse: collapse; text-align: center;"> <tr><td></td><td></td><td></td><td></td></tr> <tr><td></td><td></td><td></td><td></td></tr> <tr><td></td><td></td><td></td><td></td></tr> <tr><td></td><td></td><td></td><td></td></tr> </table> <p style="text-align: center; font-weight: bold; font-size: 1.2em;">4d. Guess which boy</p> </div>																																																																																			
First name	Surname																																																																																																																	
Age	Address																																																																																																																	
First name	Surname																																																																																																																	
Age	Address																																																																																																																	
First name	Surname																																																																																																																	
Age	Address																																																																																																																	
First name	Surname																																																																																																																	
Age	Address																																																																																																																	
 a bag	 a jumper	 a pair of jeans																																																																																																																
 a coat	 a skirt	 a pair of trousers																																																																																																																
 a dress	 a shirt	 a pair of shoes																																																																																																																
 a hat	 a T-shirt	 a pair of socks																																																																																																																
																																																																																																																		
																																																																																																																		
																																																																																																																		
																																																																																																																		
<div style="border: 1px solid black; padding: 5px;"> <p style="text-align: center; font-size: 0.8em;">Guess which girl</p> <table border="1" style="width: 100%; border-collapse: collapse; text-align: center;"> <tr> <td></td> <td></td> <td></td> <td></td> <td></td> </tr> <tr> <td></td> <td></td> <td></td> <td></td> <td></td> </tr> <tr> <td></td> <td></td> <td></td> <td></td> <td></td> </tr> </table> <p style="text-align: center; font-weight: bold; font-size: 1.2em;">4e. Guess which girl</p> </div>																<div style="border: 1px solid black; padding: 5px;"> <p style="text-align: center; font-size: 0.8em;">Guess which flower</p> <table border="1" style="width: 100%; border-collapse: collapse; text-align: center;"> <tr> <td></td> <td></td> <td></td> <td></td> </tr> </table> <p style="text-align: center; font-weight: bold; font-size: 1.2em;">4f. Guess which flower</p> </div>					<div style="border: 1px solid black; padding: 5px;"> <p style="text-align: center; font-size: 0.8em;">Guess which robot</p> <table border="1" style="width: 100%; border-collapse: collapse; font-size: 0.8em;"> <tr> <td></td> <td></td> </tr> </table> <table border="1" style="width: 100%; border-collapse: collapse; font-size: 0.7em;"> <tr> <td>blue</td> <td>grey</td> </tr> <tr> <td>red</td> <td>pink</td> </tr> <tr> <td>orange</td> <td>light green</td> </tr> <tr> <td>purple</td> <td>dark blue</td> </tr> <tr> <td>brown</td> <td></td> </tr> </table> <table border="1" style="width: 100%; border-collapse: collapse; font-size: 0.7em;"> <tr><td>g</td><td>r</td><td>e</td><td>e</td><td>n</td><td>a</td><td>r</td><td>m</td></tr> <tr><td>p</td><td>u</td><td>r</td><td>p</td><td>i</td><td>e</td><td>i</td><td>b</td></tr> <tr><td>o</td><td>n</td><td>p</td><td>i</td><td>n</td><td>k</td><td>i</td><td>r</td></tr> <tr><td>r</td><td>u</td><td>b</td><td>a</td><td>d</td><td>y</td><td>g</td><td>o</td></tr> <tr><td>a</td><td>m</td><td>g</td><td>h</td><td>a</td><td>s</td><td>h</td><td>w</td></tr> <tr><td>n</td><td>b</td><td>r</td><td>g</td><td>a</td><td>t</td><td>t</td><td>n</td></tr> <tr><td>g</td><td>e</td><td>e</td><td>a</td><td>d</td><td>a</td><td>r</td><td>k</td></tr> <tr><td>e</td><td>r</td><td>y</td><td>r</td><td>a</td><td>b</td><td>a</td><td>t</td></tr> </table> <p style="text-align: center; font-weight: bold; font-size: 1.2em;">4g. Guess which robot</p> </div>			blue	grey	red	pink	orange	light green	purple	dark blue	brown		g	r	e	e	n	a	r	m	p	u	r	p	i	e	i	b	o	n	p	i	n	k	i	r	r	u	b	a	d	y	g	o	a	m	g	h	a	s	h	w	n	b	r	g	a	t	t	n	g	e	e	a	d	a	r	k	e	r	y	r	a	b	a	t	<div style="border: 1px solid black; padding: 5px;"> <p style="text-align: center; font-size: 0.8em;">Clothes and colours photo track</p> <table border="1" style="width: 100%; border-collapse: collapse; text-align: center;"> <tr> <td></td> <td></td> <td></td> <td></td> </tr> <tr> <td></td> <td></td> <td></td> <td></td> </tr> <tr> <td></td> <td></td> <td></td> <td></td> </tr> <tr> <td></td> <td></td> <td></td> <td></td> </tr> </table> <p style="text-align: center; font-weight: bold; font-size: 1.2em;">4h. Clothes & colours photo track</p> </div>																
																																																																																																																		
																																																																																																																		
																																																																																																																		
																																																																																																																		
																																																																																																																		
blue	grey																																																																																																																	
red	pink																																																																																																																	
orange	light green																																																																																																																	
purple	dark blue																																																																																																																	
brown																																																																																																																		
g	r	e	e	n	a	r	m																																																																																																											
p	u	r	p	i	e	i	b																																																																																																											
o	n	p	i	n	k	i	r																																																																																																											
r	u	b	a	d	y	g	o																																																																																																											
a	m	g	h	a	s	h	w																																																																																																											
n	b	r	g	a	t	t	n																																																																																																											
g	e	e	a	d	a	r	k																																																																																																											
e	r	y	r	a	b	a	t																																																																																																											
																																																																																																																		
																																																																																																																		
																																																																																																																		
																																																																																																																		
<p>Also in step 4:</p> <ul style="list-style-type: none"> Revise and assess step 4 																																																																																																																		

Racing to English: Stage 1


Step 5	food/likes/ dislikes/ Do you like rice?	Step 5
-------------------	---	-------------------

Language learning focus	
Functions	Naming objects; Identifying likes/dislikes; Offering things
Sentence structures	<ul style="list-style-type: none"> What's this? It's a cup. Is this a plate? Yes it is/No it isn't. What are these? They are apples. I like/don't like ... Would you like a ...? or Do you want a ...?
Vocabulary	dining room (table, knife, spoon, plate, cup, etc.)
	fruit/vegetables/African fruit & veg
	supermarket (packaging: tins of beans, bags of rice, etc)
	verbs (like, love, hate,)




5a. Dining room

5ax. Dining room photo track



5b. Fruit



5c. Vegetables

5cx. Fruit & veg photo track

5d. African fruit & veg.

5e. Supermarket

5f. Would you like

5g. Eek-eek-eek puppets

5h. Would you like (for older learners)

5i. Who are you?

5j. Revise and assess

5x. "Blank pairs" to make your own pairs activity

Racing to English: Stage 1

Step 6	Actions Is she driving a car?	Step 6
-------------------	---	-------------------

Language Learning Focus	
Language functions	Naming actions. Talking about ability
Sentence structures	<ul style="list-style-type: none"> What's he/she doing? She's/He's XXXing. What are you/they doing? I'm XXXing. They are XXXing. Is s/he XXXing? Yes s/he is/No he isn't. This is a statue of a man who is holding a sword. Can you whistle?
Vocabulary	Common actions e.g.: drinking, running, writing, drawing, driving a car, eating an apple, riding a motorbike, etc. Left/right

He's eating

He's running

He's drinking

6a. Actions 1

She's driving a car.

She's sleeping in her chair.

She's eating an apple.

6b. Actions 2

Racing to English Activity 5c

Actions 3

Picture Dictionary

They are rowing. She's riding a horse. He's playing a computer game.

They are laughing. He's riding a motorbike. He's climbing.

They are walking. He's carrying a bucket. He's pointing.

6c. Actions 3

Racing to English Activity 4c

Actions 4: Cartoon people

Worksheet 2

Read these questions with your friends, then write them.

- Are they fighting or are they sleeping?
- Is she laughing or is she crying?
- Is she digging or is she sweeping?
- Are they laughing or are they jumping?
- Is he digging or is he sleeping?

6d. Actions 4

The monkey is playing a horn.

The mouse is looking at a book.

6e. Actions 5

Racing to English Activity 6c

Actions 6 – Statues

Worksheet 1

Draw the lines

arm fan sword leg spear

Translate these words into your first language

arm	fan	sword	leg	spear
arm	fan	sword	leg	spear
arm	fan	sword	leg	spear
arm	fan	sword	leg	spear

Now find these words in the wordsearch

c	s	t	a	t	u	e	h
a	b	r	i	g	h	t	o
r	o	i	h	t	s	i	l
r	a	e	a	h	w	n	d

6f. Actions 6

Racing to English Activity 5g

Mime and guess Set 2

washing your face	cleaning your teeth	falling down
shaving	kicking	looking
talking	shouting	waking up
swimming	flying	brushing your hair

6g. Mime and guess

Start

Actions photo track

End

Instructions:
 • Show the disc and mime your partner
 • Say what's happening in the picture.

6h. Actions photo track

Can you play the piano? **Can you write Chinese?** **finish**

Can you swim? **Can you skate?** **Can you skip?**

The 'Can you?' Question Track

Can you do a handstand? **Can you juggle?** **Can you ride a horse?** **Can you speak French?**

There's a disc, mime your partner. Ask the next person the question on the opposite side of the disc. Instead of 'They must answer with a 'Yes' for example Can you swim?'
 • He's can't say 'I can whistle, OK'
 • He's can't say 'I can't swim'
 If they can answer the question they can throw the disc.

Can you whistle? **Can you type?** **Can you drive a car?**

6i. The "Can you?" track

Also in this step:

- 6j. Revise and assess step 6

Racing to English: Stage 1

Step 7	House and rooms + possession/family (2)/position (1)	Step 7
-------------------------	---	-------------------------

Language learning focus	
Language functions and sentence structures	Possession <ul style="list-style-type: none"> Is this Fido's mouth? Pat is Emily's granddaughter. Describing position (prepositions -- in on under) <ul style="list-style-type: none"> The boy is under the table. Is there a table in the bedroom?
Vocabulary	<ul style="list-style-type: none"> Family members (granddaughter, uncle, cousin, etc) House – rooms, furniture and other objects

<p>7a. Possession</p>	<p>7b. Family (2)</p>	<p>7c. in on under</p>	<p>7d. Bedroom</p>
<p>7e. Living/family room</p>	<p>7f. Kitchen</p>	<p>7g. Bathroom</p>	<p>7h. House 4 in a line</p>





















Also in this step:

- 7i. Revise and assess step 7
- 7j. House and rooms photo track.
- 7x. Blank 4 in a line

Racing to English: Stage 1

Step 8	Vehicles, street, park, clothes, etc.	Step 8
-------------------	--	-------------------

Language learning focus	
Language functions	Naming objects/Possession/Description (colours)
Sentence structures	<ul style="list-style-type: none"> It's a van. Has it got four wheels? Is she wearing a hat? Is it blue?
Vocabulary - vehicles	an ambulance, a bike, a bus, a car, a fire engine, etc
Vocabulary - park	a climbing frame, swings, a lake, grass, a slide, etc.
Vocabulary - street	a wall, a tree, a street light, gates, a hedge, etc.
Vocab - men's clothes	a jacket, a belt, a sweatshirt, a T-shirt, a tie, a shirt, etc
Vocab - women's clothes	a skirt, a coat, a sari, a dress, a scarf, a pair of jeans, etc

<div style="border: 1px dashed gray; padding: 5px;">  a car  a taxi  a fire engine </div> <p style="text-align: center;">8a. Vehicles</p>	<div style="border: 1px dashed gray; padding: 5px;">  a climbing frame  a slide  swings </div> <p style="text-align: center;">8b. Park</p>	<div style="border: 1px dashed gray; padding: 5px;">  a tree  a wall  a gate </div> <p style="text-align: center;">8c. Street</p>	<div style="border: 1px dashed gray; padding: 5px;">  a pair of socks  a pair of jeans  a pair of shoes </div> <p style="text-align: center;">8d. Men's clothes</p>																																							
<div style="border: 1px dashed gray; padding: 5px;">  a pair of jeans  a coat  a sari </div> <p style="text-align: center;">8e. Women's clothes</p>	<div style="border: 1px dashed gray; padding: 5px;"> <p style="text-align: center;">Toys</p>  a ball  a car  a skipping rope  a bike  a dog  a teddy bear  a wooden brick  a doll  a train  a bucket and spade  a duck  a truck </div> <p style="text-align: center;">8f. Toys</p>	<div style="border: 1px dashed gray; padding: 5px;"> <table border="1" style="width: 100%; text-align: center; border-collapse: collapse;"> <tr> <td style="background-color: #90EE90;">Start</td> <td style="background-color: #FFFF99;">Am</td> <td style="background-color: #90EE90;">Is</td> <td style="background-color: #FFFF99;">Are</td> <td style="background-color: #90EE90;">Am</td> </tr> <tr> <td colspan="4"></td> <td style="background-color: #90EE90;">Is</td> </tr> <tr> <td colspan="5">Am/Is/Are</td> </tr> <tr> <td colspan="5">Revision Track</td> </tr> <tr> <td style="background-color: #90EE90;">Is</td> <td style="background-color: #FFFF99;">Am</td> <td style="background-color: #90EE90;">Are</td> <td style="background-color: #FFFF99;">Is</td> <td style="background-color: #90EE90;">Am</td> </tr> <tr> <td style="background-color: #90EE90;">Are</td> <td colspan="4"> <small>Rules:</small> * Throw the dice. Move your counter. * Ask the next person a question starting with the word in the square you have landed on. * If they can answer the question, they can throw the dice. </td> </tr> <tr> <td style="background-color: #FFFF99;">Am</td> <td colspan="4"></td> </tr> <tr> <td style="background-color: #90EE90;">Is</td> <td style="background-color: #FFFF99;">Are</td> <td style="background-color: #90EE90;">Am</td> <td style="background-color: #FFFF99;">Is</td> <td style="background-color: #90EE90;">End</td> </tr> </table> </div> <p style="text-align: center;">8x. Am/are/is revision track</p>	Start	Am	Is	Are	Am					Is	Am/Is/Are					Revision Track					Is	Am	Are	Is	Am	Are	<small>Rules:</small> * Throw the dice. Move your counter. * Ask the next person a question starting with the word in the square you have landed on. * If they can answer the question, they can throw the dice.				Am					Is	Are	Am	Is	End
Start	Am	Is	Are	Am																																						
				Is																																						
Am/Is/Are																																										
Revision Track																																										
Is	Am	Are	Is	Am																																						
Are	<small>Rules:</small> * Throw the dice. Move your counter. * Ask the next person a question starting with the word in the square you have landed on. * If they can answer the question, they can throw the dice.																																									
Am																																										
Is	Are	Am	Is	End																																						

Racing to English: Stage 1

Step M1	Math(s) 1 counting, addition/subtraction & money	Step M1
--------------------------	--	--------------------------

Language learning focus:	
Language functions	Counting/Computation/Recognising and talking about money
Sentence structures	How many men can you see? What is 4 add 3? It's five dollars/pounds
Vocabulary	numbers to 20; add/plus/and; subtract/take away/minus; money

M1a. Counting to 10

M1b. Counting to 20

M1c. Addition track

M1d. Take away track

M1d. Add & take away track

M1f. Add/take words

M1g. Money (UK version)

M1g. Money (USA version)

M1h. Money – how much (max 20p)

M1i. Money – how much (max £5)

M1j. Money tracks (UK)

M1j. Money tracks (USA)

Racing to English: Stage 1

Step M2	Maths 2	Step M2
--------------------	----------------	--------------------

Language learning focus:				
Language functions	Asking and answering questions about addition, subtraction, multiplication and division. Telling the time			
Sentence structures	<ul style="list-style-type: none"> What is 7 plus 4? What is the product of three and nine? What time is it? It's ten to five. 			
Vocabulary	add plus and	subtract take away minus	more than less than difference between	sum of product multiplied by

M2a. Numeracy Multigame

M2b. More than & less than track

More than and less than track

less than 7 less than 10 less than 6 **end**

less than 8 more than 1 more than 3 less than 9

less than 6 more than 6 less than 7 less than 8

M2c. Language of add/subtract

Language of addition and subtraction track

10 subtract 6 take away **end**

8 add 3 more than 9 subtract

4 and 5 plus

6 add 7 minus 1 less than

M2d. Addition oral worksheet

Racing to English Activity M2d Addition

Ask your friend some questions:

A

What is	1 2 3 4 5	add more than plus and	1 2 3 4 5	>
---------	-----------------------	---------------------------------	-----------------------	---

Now write 15 questions and answer them.

Ask your friend some more questions:

B

What is	5 6 7 8 9 10	add more than plus and	0 1 2 3 4 5	>
---------	-----------------------------	---------------------------------	----------------------------	---

Now write 15 questions and answer them.

M2e. Multiplying Multigame

Multiplication square (1)
for use with two dice

x	1	2	3	4	5	6
1	1	2	3	4	5	6
2	2	4	6	8	10	12
3	3	6	9	12	15	18
4	4	8	12	16	20	24
5	5	10	15	20	25	30
6	6	12	18	24	30	36

Multiplication square (2)
for use with two sets of number cards

x	1	2	3	4	5	6	7	8	9	10	11	12
1	1	2	3	4	5	6	7	8	9	10	11	12
2	2	4	6	8	10	12	14	16	18	20	22	24
3	3	6	9	12	15	18	21	24	27	30	33	36
4	4	8	12	16	20	24	28	32	36	40	44	48

M2f. Multiplying 4 in a line

24	32	12	18	15
48	20	28	27	35
64	56	45	54	21
15	27	24	35	20
32	28	18	48	12

M2g. Sum, product difference track

Sum, difference and product track

product of 4= difference between 12= sum of 9= **end**

twice between 5= product of 6= sum of 5= difference between 5=

twice between 7= sum of 7= product of 7= difference between 8=

M2h. Dividing 4 in a line

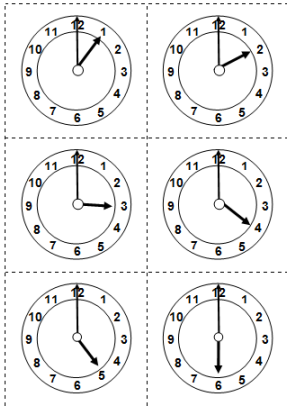
Racing to English (M2) Dividing 4 in a line - basebol

72 divided by 8	32 divided by 4	28 divided by 4	21
54 divided by 9	24 divided by 4	15 divided by 5	32
42 divided by 6	56 divided by 7	24 divided by 6	36
45 divided by 5	36 divided by 12	36 divided by 6	27

Racing to English: Stage 1

Step T	Maths TIME	Step T
-------------------	---------------------------------	-------------------

Language learning focus	
Language functions	Telling the time
Sentence structures	<ul style="list-style-type: none"> What's the time? It's three forty five (3.45). It's 7 o'clock. It's quarter to/past nine.

 <p>T1: o'clock</p>	<table border="1" style="width: 100%; height: 100%;"> <tr><td style="text-align: center;">1:30</td><td style="text-align: center;">2:30</td></tr> <tr><td style="text-align: center;">3:30</td><td style="text-align: center;">4:30</td></tr> <tr><td style="text-align: center;">5:30</td><td style="text-align: center;">6:30</td></tr> </table> <p>T2: half past</p>	1:30	2:30	3:30	4:30	5:30	6:30	<table border="1" style="width: 100%; height: 100%;"> <tr><td style="text-align: center;">It's quarter past one.</td><td style="text-align: center;">It's quarter past four.</td></tr> <tr><td style="text-align: center;">It's quarter past two.</td><td style="text-align: center;">It's quarter past five.</td></tr> <tr><td style="text-align: center;">It's quarter past three.</td><td style="text-align: center;">It's quarter past six.</td></tr> </table> <p>T3: quarter past</p>	It's quarter past one.	It's quarter past four.	It's quarter past two.	It's quarter past five.	It's quarter past three.	It's quarter past six.																																																																																	
1:30	2:30																																																																																														
3:30	4:30																																																																																														
5:30	6:30																																																																																														
It's quarter past one.	It's quarter past four.																																																																																														
It's quarter past two.	It's quarter past five.																																																																																														
It's quarter past three.	It's quarter past six.																																																																																														
<p><small>Racing to English Activity T4 Time: quarter to Worksheet 2</small></p> <table border="1" style="width: 100%; text-align: center;"> <tr><td>A</td><td>2:45</td><td>12:45</td><td>D</td></tr> <tr><td>E</td><td>3:45</td><td>10:45</td><td>H</td></tr> <tr><td>I</td><td>6:45</td><td>1:45</td><td>K</td></tr> <tr><td>M</td><td>11:45</td><td>9:45</td><td>T</td></tr> <tr><td>Q</td><td>8:45</td><td>5:45</td><td>X</td></tr> </table> <p>T4: quarter to</p>	A	2:45	12:45	D	E	3:45	10:45	H	I	6:45	1:45	K	M	11:45	9:45	T	Q	8:45	5:45	X	<p><small>Racing to English Activity T5 Time: 5 past 10 past 20 past 25 past Worksheet 1</small></p> <table border="1" style="width: 100%; text-align: center;"> <tr><td>A</td><td>B</td><td>C</td><td>D</td></tr> <tr><td>E</td><td>F</td><td>G</td><td>H</td></tr> <tr><td>I</td><td>J</td><td>K</td><td>L</td></tr> </table> <p>Ask your friend some questions like this:</p> <table border="1" style="width: 100%; text-align: center;"> <tr><td>What is the time on clock A?</td><td>A?</td><td>1.</td></tr> <tr><td></td><td>B?</td><td>2.</td></tr> <tr><td></td><td>C?</td><td>3.</td></tr> <tr><td></td><td>D?</td><td>4.</td></tr> <tr><td></td><td>E?</td><td>5.</td></tr> <tr><td></td><td>F?</td><td>6.</td></tr> <tr><td></td><td>G?</td><td>7.</td></tr> <tr><td></td><td>H?</td><td>8.</td></tr> <tr><td></td><td>I?</td><td>9.</td></tr> <tr><td></td><td>J?</td><td>10.</td></tr> <tr><td></td><td>K?</td><td>11.</td></tr> <tr><td></td><td>L?</td><td>12.</td></tr> </table> <p>T5: 5 10 20 25 past</p>	A	B	C	D	E	F	G	H	I	J	K	L	What is the time on clock A?	A?	1.		B?	2.		C?	3.		D?	4.		E?	5.		F?	6.		G?	7.		H?	8.		I?	9.		J?	10.		K?	11.		L?	12.	<p><small>Racing to English Activity T6 Time: 5/10/20/25 to + revision Worksheet 3</small></p> <table border="1" style="width: 100%; text-align: center;"> <tr><td>A</td><td>B</td><td>C</td><td>D</td><td>E</td></tr> <tr><td>F</td><td>G</td><td>H</td><td>I</td><td>J</td></tr> <tr><td>K</td><td>L</td><td>M</td><td>N</td><td>O</td></tr> <tr><td>P</td><td>Q</td><td>R</td><td>S</td><td>T</td></tr> <tr><td>U</td><td>V</td><td>W</td><td>X</td><td>Y</td></tr> </table> <p>Ask your friend some questions like this: What is the time on clock R? Now write the questions and answer them.</p> <p>T6: 5 10 20 25 to</p>	A	B	C	D	E	F	G	H	I	J	K	L	M	N	O	P	Q	R	S	T	U	V	W	X	Y
A	2:45	12:45	D																																																																																												
E	3:45	10:45	H																																																																																												
I	6:45	1:45	K																																																																																												
M	11:45	9:45	T																																																																																												
Q	8:45	5:45	X																																																																																												
A	B	C	D																																																																																												
E	F	G	H																																																																																												
I	J	K	L																																																																																												
What is the time on clock A?	A?	1.																																																																																													
	B?	2.																																																																																													
	C?	3.																																																																																													
	D?	4.																																																																																													
	E?	5.																																																																																													
	F?	6.																																																																																													
	G?	7.																																																																																													
	H?	8.																																																																																													
	I?	9.																																																																																													
	J?	10.																																																																																													
	K?	11.																																																																																													
	L?	12.																																																																																													
A	B	C	D	E																																																																																											
F	G	H	I	J																																																																																											
K	L	M	N	O																																																																																											
P	Q	R	S	T																																																																																											
U	V	W	X	Y																																																																																											
<p><small>Racing to English (T7) Time pairs (rev)</small></p> <table border="1" style="width: 100%; text-align: center;"> <tr><td></td><td></td><td></td></tr> <tr><td></td><td></td><td></td></tr> <tr><td></td><td></td><td></td></tr> </table> <p>T7 Time pairs – revision</p>										<p><small>Drawing clock faces Worksheet</small></p> <table border="1" style="width: 100%; text-align: center;"> <tr><td></td><td></td></tr> <tr><td></td><td></td></tr> <tr><td></td><td></td></tr> <tr><td></td><td></td></tr> <tr><td></td><td></td></tr> </table> <p>T8: Drawing clock faces</p>																																																																																					

Racing to English: Stage 1

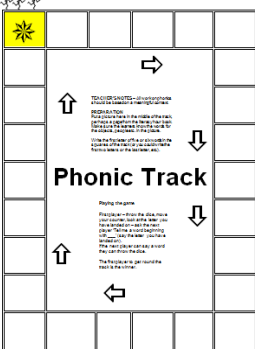





Step P	<h2>Photo phonics</h2> <p>intro to letter sounds</p>	Step P
-------------------------	--	-------------------------

Language learning focus:

AIMS

- to ensure that learners can discriminate between the sounds used by English and can pronounce them adequately
- to teach the link between letters and sounds based on vocabulary the learners already know/understand
- to teach and practise handwriting/letter formation.

EXAMPLES:

 <p>P1. Phonic track</p>	 <p>P2: b & c</p>	 <p>P5: f, p, g, & t</p>
 <p>P10: d, s & w</p>	 <p>P14. Revision</p>	 <p>P15. v, ch & sh</p>

As well as the blank phonic track, there are 14 activities in this step. Each one includes

- a picture based activity,
- a phonic track
- a worksheet.

Activity	New sounds
P2	B C
P3	H
P4	P G
P5	F T
P6	revision
P7	R M
P8	J L

Activity	New sounds
P9	revision
P10	D S W
P11	N
P12	revision
P13	V
P14	revision
P15	ch sh